

NAME: \_\_\_\_\_


DATE: \_\_\_\_\_


# Basic English Dialogs


## SUPERMARKETS



- Write the missing words in the correct spaces. Listen to check your answers.

 <p><b>DIALOG 1</b></p> <p>Excuse me.</p>	<p><b>John:</b> Excuse me. Where can I find _____?</p> <p><b>Clerk:</b> You can find that in _____ seven.</p> <p><b>John:</b> _____ is that?</p> <p><b>Clerk:</b> It's over there, to your _____.</p> <p><b>John:</b> Thanks!</p> <p>left      where      aisle      peanut butter</p>
---	--

 <p><b>DIALOG 2</b></p> <p>credit card</p>	<p><b>Cashier:</b> That's four _____ and twenty cents.</p> <p><b>John:</b> Okay.</p> <p><b>Cashier:</b> How would you like to _____?</p> <p><b>John:</b> With my _____.</p> <p>credit card      pay      dollars</p>
---	--

 <p><b>DIALOG 3</b></p> <p>bag</p>	<p><b>Cashier:</b> Would you like a _____ bag?</p> <p><b>John:</b> No thanks. I have my own bag.</p> <p><b>Cashier:</b> Okay, thanks. Have a _____ day.</p> <p><b>John:</b> Thanks. You, _____.</p> <p>too      paper      nice</p>
---	---

NAME: \_\_\_\_\_

DATE: \_\_\_\_\_

# Basic English Dialogs

## SUPERMARKETS



- Work with a classmate and continue each dialog. Write in the spaces below.

### DIALOG 1 (Excuse me.)

**John** Excuse me. Where can I find peanut butter?

**Clerk** You can find that in aisle seven.

**John** Where is that?

**Clerk** It's over there, to your left.

**John** Thanks!

**Clerk**

.....

**John**

.....

### DIALOG 2 (credit card)

**Cashier** That's four dollars and twenty cents.

**John** Okay.

**Cashier** How would you like to pay?

**John** With my credit card.

**Cashier**

.....

**John**

.....

### DIALOG 3 (bag)

**Cashier** Would you like a paper bag?

**John** No thanks. I have my own bag.

**Cashier** Okay, thanks. Have a nice day.

**John** Thanks. You, too.

**Cashier**

.....

**John**

.....

**Aim** Vocabulary practice; Listening practice; Speaking practice  
**Level** Beginner to Elementary

## ANSWER KEY

### DIALOG 1

**John:** Excuse me. Where can I find **peanut butter**?

**Clerk:** You can find that in **aisle** seven.

**John:** **Where** is that?

**Clerk:** It's over there, to your **left**.

**John:** Thanks!

\* \* \* \*

### DIALOG 2

**Cashier:** That's four **dollars** and twenty cents.

**John:** Okay.

**Cashier:** How would you like to **pay**?

**John:** With my **credit card**.

\* \* \* \*

### DIALOG 3

**Cashier:** Would you like a **paper** bag?

**John:** No thanks. I have my own bag.

**Cashier:** Okay, thanks. Have a **nice** day.

**John:** Thanks. You, **too**.

## ACTIVITY SUGGESTION

- *After they extend the dialogs on page 2, ask your learners to practice their conversations in pairs! Have one or two pairs perform for the entire class!*

